



ScanCut DX SDX1000

- Stand-alone – no PC required
- Now cuts up to 3 mm thick materials like foam and felt
- 600 dpi capable built-in scanner
- Fully automatic blade
- 1,303 built-in designs with 17 fonts
- Wireless connectivity
- Precise, faster, quieter cutting

**Global
Brand
from
JAPAN**

Welcome to a whole new world of innovation

The new ScanNCut DX SDX1000 is not just a hobby machine, we've equipped it to be perfect for small business use too. Robust and packed full of incredible features, it allows you to explore a world of design at home and at work.




The ScanNCut DX SDX1000 is a small but versatile machine. It is packed with great features that will expand your creativity to new heights.



Stand-alone

Create and edit your designs, all on the bright colour 5" touchscreen. The extra-large non-glare touchscreen makes it easier than ever to edit, zoom and customise your designs with no PC or mobile device required.



Blade sensor technology

Saving you time and making your cutting effortless the fully automatic blade system takes the away any guesswork, automatically detecting the correct cutting depth and pressure needed for the perfect cut. For even finer results you can manually tweak the settings to suit you.



Built-in scanner

Scan virtually anything – a handmade drawing, a magazine clipping, cherished photos and more – create endless cut and draw designs and save to the machine's memory.



Scan-to-cut-data

Scan, edit and create your own designs and save it as a cut file. ScanNCut will automatically create cut lines, which can be used to cut, draw or emboss*.

*Additional purchase needed for embossing function



Direct cut & half cut

Scan your material, create the outline cuts and select your design straight from the surface to cut out. Remove the hassle of hand-cutting designs from your favourite papers and fabrics. Also great for cutting personalised stickers, with the handy half cut function.



600dpi Scan to USB

Scan in your favourite photos, drawings or large patterns on the generous scanning area of up to 297 x 603 mm with the 24" scanning mat. Save as jpeg files direct to USB flash drive.

* 24" scan mats are available as optional accessories



Background scanning

Don't let small or awkward pieces of card and fabric go to waste. With our background scanning function you can place your design exactly on your leftovers, saving you mis-cuts, time and money!




Cut up to 3 mm

Cut thicker materials like felt and foam up to 3 mm. The new 3 mm cutting blade gives you the freedom to explore a variety of materials, all with one versatile blade.



WLAN connection

Wireless connection allows you to send designs directly from your free CanvasWorkspace account. No need for cables or USB flash drives.



Fabric cutting

Calling all quilters! Cut perfect quilting and patchwork pieces at the touch of a button. ScanNCut can even draw in and cut your desired seam allowance, so you can spend time on what you really enjoy – creating to your heart's content.



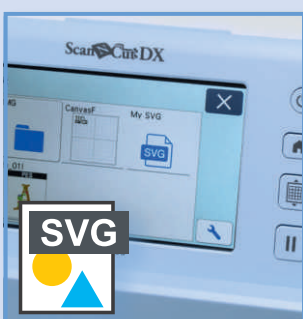
Pen draw

With ScanNCut you can change your cut file – whether it's from a previous scanned image or a built-in design – then recreate the design into a drawing in a matter of seconds, with a selection of fill patterns to choose from..



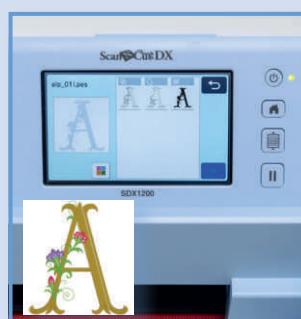
Built-in patterns

Packed with 17 fonts and 1,303 built-in designs, including 140 quilt and appliqué patterns, the SDX1000 has something for every person, project or occasion. Choose from basic shapes, intricate designs, borders, quilt and appliqué patterns, fonts and much, much more.



SVG data readability

With the ScanNCut DX SDX1000 there is no need to convert SVG files before cutting out, as the machine can read them directly. More time crafting, less time converting.



PES/PHC/PHX readability

Convert your favourite PES/PHC/PHX* embroidery data into cutting or drawing files directly on the SDX1000. Able to recognise grey, colour, outline, region and stitch lines, your converted embroidery data can now be used for beautiful cutting, line art, embossing and foiling projects.

*To read PHX file, software version should be 1.1x or higher

3 Reasons to choose ScanNCut DX SDX1000

1. EASY to use!

No extra hardware needed

The ScanNCut DX SDX1000 is totally stand-alone – which means you don't need to connect it to a PC. No other scanning and cutting machine can do that.

Design on the go

The SDX1000 is fully portable, which means you can get creative anywhere and anytime you choose. Wherever you are, create and edit your designs on the large colour touchscreen, then conveniently cut, draw or scan at your leisure.

Fully automatic blade adjustment

Enjoy stress-free crafting with our fully automatic blade adjustment. And when we say automatic, we mean automatic! The machine's sensor will recognise the thickness of your material and adjust the blade settings, without you having to do anything - regardless of the type or thickness of your material (up to 3 mm). Great for beginners or more experienced crafters.



2. So versatile

The ScanNCut DX can now cut a wide variety of materials, from thin fabric to materials like felt, cork and foam up to 3 mm thick.

Blade sensor technology

The new Auto Blade gives you the freedom and versatility to explore cutting a range of thicker materials without needing to change the blade. The SDX1000 also comes with our specially designed Thin Fabric Auto Blade, which makes cutting thin fabric without backing a breeze.

Unlimited design options

The SDX1000 features a built-in scanner, so you can scan virtually anything – a handmade drawing, a magazine clipping, cherished photos and more – the creative possibilities are endless. With our free programme CanvasWorkspace, you can create endless personalised designs and save them to your machine's memory to use time and again.



3. So precise and stable

The ScanNCut DX has been engineered to provide you with the most precise cutting experience ever, even on intricate patterns and thicker materials. Faster than previous models and quieter than ever before, cutting and drawing are not only quicker, it's a smoother, more relaxed experience for you too.





ScanNCut DX

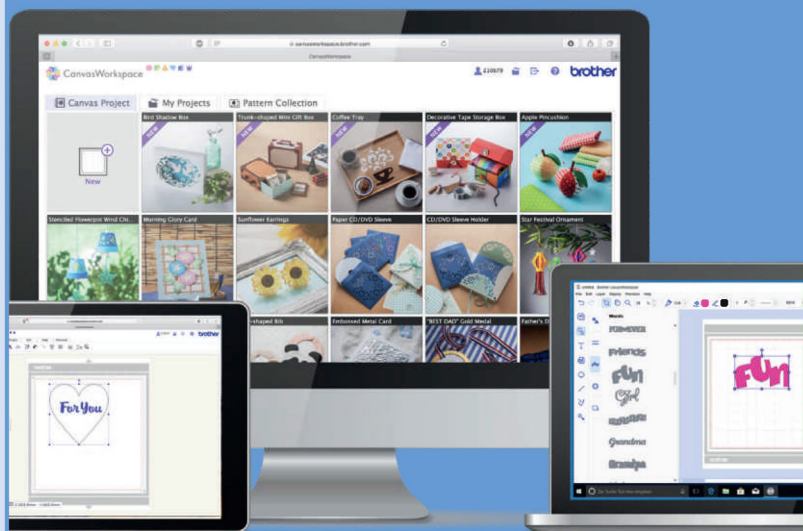


Features	SDX1000
Stand-alone/ PC peripheral	Stand-alone
600 DPI capable Built-in Scanner	✓
Total Built-in Designs	1303
Built-in Fonts	17
Wireless LAN Ready	✓
Maximum Thickness for Cutting	3 mm
Adjustable Blade Depth	Fully automatic
Adjustable Blade Pressure	Fully automatic
Half cut sticker setting	Manual on screen
Cutting fabric without backing	✓
Adjustable Cutting Speed	Manual selection on the machine
Mat Size (width x Length)	12" x 12" (Optional: long 24")
24 Inch Scan Function	✓
SVG File Readability	Via CanvasWorkspace or direct import to the machine
PES/PHC/PHX* File Readability (*To read PHX file, software version should be 1.1x or higher)	✓ most PES/PHC/PHX* data
USB Port for Media	✓
Direct Data Transfer via USB Cable on CanvasWorkspace (Connection via USB Cable is available for Window only. USB Cable not included)	✓
Drawing Function	✓
Roll Feeder Function	✓ (Optional)
Cutting Pressure (Grams of Force)	Up to approx. 1260 gf

Included Accessories	SDX1000
Touch Pen	✓
Spatula	✓
Pen Holder	✓
6-colour Pen Set	✓
2-type Erasable Pen Set	✓
Auto Blade (with holder)	✓
Thin Fabric Auto Blade (with holder)	✓
Standard Mat 12" x 12"	✓
Low Tack Adhesive Mat 12" x 12"	✓
Iron-on Fabric Contact Sheet (2 pcs)	✓
High Tack Fabric Support Sheet (2 pcs)	✓
Instruction Manual	Web DL
Quick Reference Guide	✓
Pattern List	Web DL
Getting Started Guide and sample cardstock	✓



CanvasWorkspace



CanvasWorkspace – now also for PC

Our free cloud-based design application is now available for PC – and it's still FREE!

Design when and where you want, then send your designs wirelessly from your computer to your ScanNCut or transfer them via USB flash drive.

CanvasWorkspace also comes with hundreds of free projects to further inspire your creativity.

canvasworkspace.brother.com

New creative possibilities

Expand your creative possibilities with the optional Roll Feeder. Great for creating longer designs for home décor, or shop windows. Or high volume cutting of repeat jobs like stickers or logos.



Matt-less loading for Roll Stickers*

With the roll feeder function, you can now load and cut rolled sticker material without the need for a mat.

*Additional purchase of roll feeder necessary. CanvasWorkspace (PC version) is necessary to be installed when you use Roll Feeder function



Half cut stickers

When the roll feeder function is selected, ScanNCut DX will automatically select the half cut feature. Just another handy feature to help you create with ease!

Never stop creating

With our extensive range of accessories, Brother and the ScanNCut DX will help you take your creative projects to the next level. Check out the rhinestone kit, printable sticker kit, line and region embossing kit, stencil sheets and so much more.



India EPR Compliance | Entity Name: Brother International (India) Private Limited
Plastic Waste EPR No.: BO-13-000-08-AADC80263E-22 | Battery Waste EPR No.: 6821475 | Thickness for PE bag: 50 microns or above

For the full range of accessories available see www.brother.in

Follow **ScanNCut**



brother
at your side

Brother International (India) Pvt. Ltd.

Unit No. 801 & 802, 8th Floor, Alpha Building, Hiranandani Gardens, Powai, Mumbai - 400076.
Tel: +91-22-66708900 | Fax: +91-22-66708999 | Email: customercare@brother.in
Toll Free No.: 1-800-222-422 (MTNL & BSNL users) | 1-800-209-8904 (All Others)
Operating Hours: Mon to Fri (8.30 am to 6.30 pm) & Sat (9.00 am to 6.00 pm)
Closed on Sunday & Public Holidays.

DEALER STAMP