

MFC-L5915DW

brother
at your side

ENHANCING BUSINESS PERFORMANCE

WITH ELEVATED CAPABILITIES



MONOCHROME LASER PRINTERS

Designed for Reliability & Efficiency

Brother's range of monochrome laser printers help you to drive greater productivity for your enterprise.

ENHANCED EFFICIENCY for seamless, productive workflows



FAST PRINT SPEEDS

Tackle ad-hoc print jobs easily with a print speed of up to **50 ppm** (A4) and an impressive First Print Out Time of **under 6.7 seconds**.



AUTO DOCUMENT FEEDER

Enhance print productivity with the Auto Document Feeder that supports up to **70 sheets (A4)** for print, copy and scan jobs in batches.



SCAN FUNCTIONS

Directly upload original scanned documents to the **cloud, e-mail servers or designated networks** with Scan To functions.



WIRELESS CAPABILITIES

Print **wirelessly** and connect to mobile solutions effortlessly.



5-INCH LCD TOUCHSCREEN

Displays information with clarity using a **seamless interface** that allows for **intuitive navigation**.

RELIABILITY that maximises print performance



HIGH PRINT VOLUME

Maximise performance with high paper input capacities of up to **1,040 sheets** and save time on reloading.



ROBUST SECURITY

Features such as **Secure Function Lock** and **Secure Print** safeguard print jobs and other functions against unauthorised user access.

COST-SAVING with high-yield printing & scanning



HIGH-YIELD TONER CARTRIDGES

Each toner cartridge supports more than **18,000 pages**^{*1} worth of prints, reducing overall printing costs and maintenance downtime.



AUTO DUPLEX PRINT & SCAN

Utilises **double-sided printing and scanning**, saving on total operating costs.

^{*1} In accordance with ISO/IEC 19752.

Corporate Solutions

BRADMIN centralising information for easier management at **no cost**

Oversee your network-connected Brother devices through an easily accessible centralised platform with the **BRAdmin Professional 4 Application**.

- ✓ Experience greater visibility and management of your machines.
- ✓ Easily configure printer settings for enhanced access security and device protection.
- ✓ Save time and money through automation features and zero-cost printer management software.

SECURITY FEATURES secure important data and documents

Protect your data efficiently with a multitude of security features.

SECURE PRINT

Safeguard important documents by restricting print access to classified/important documents with a unique PIN code by any user.

CLOUD SECURE PRINT

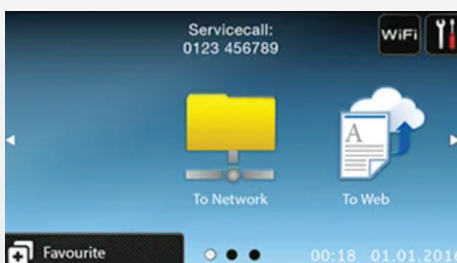
Allows for secure and remote printing without the need to connect to a corporate network.

SETTING LOCK

Prevents printer settings from being altered without entering the right password.


CUSTOM UI adapts to your business requirements

Meet specific needs for your business by customising your Brother printer's user interface. Various visual elements like buttons, text and backgrounds can be altered for **time-saving accessibility** and **easier user operation**. Furthermore, the **Brother Solutions Interface (BSI)** allows for seamless integration of modifications into business processes for greater efficiency.



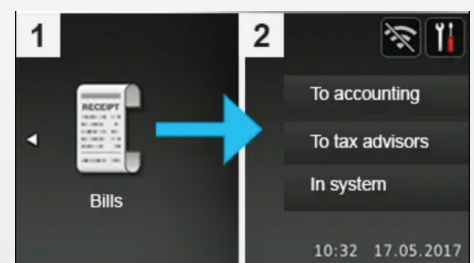
INFORMATION REPLACEMENT

Customise your user interface by inserting any information you need, from service data to general information to simply adding your company logo to the background.



BUTTON CUSTOMISATION

Icons and functions can also be customised to meet your needs. Logos, text and functions are easily adjustable to provide clearer access to important functions.



WORKFLOW INTEGRATION

The Brother Solutions Interface (BSI) allows for the storage of interface changes, allowing for seamless integration into company processes for greater efficiency.

MFC-L5915DW

Description		4-in-1 Monochrome Laser Multi-Function Centre with Automatic 2-sided Printing and Wireless Connectivity	
KEY FUNCTIONS		Print, Scan, Copy & Fax	
Print Speed (A4/Letter)		Up to 50/52 ppm (Quiet Mode: Up to 25/26 ppm)	
Print Resolution		Up to 1200 x 1200 dpi	
First Print Out Time (Ready)		Less than 6.7 secs	
2-sided Feature		Automatic Duplex Printing, Auto Duplex Copy, Duplex Scan	
Print Language (Emulation)		PCL6, BR-Script3, IBM Proprinter XL, Epson FX-850, PDF Version 1.7, XPS Version 1.0	
COPY FUNCTIONS			
Copy Speed (A4/Letter)		Up to 50/52 ppm (Quiet Mode: Up to 25/26 ppm)	
Copy Resolution		Max. 1200 x 600 dpi	
Reduction / Enlargement Ratio		25% - 400% in 1% increments	
Copy Features		N in 1	
SCAN FUNCTIONS			
Scan Speed (Mono/Colour) ^{*1}		28/20 ipm (Duplex: 56/40 ipm)	
Dual Scanner (Method)		One-Pass Scanning ADF (Dual CIS)	
Resolution (Optical/Interpolated)		Max. 1200 x 1200 dpi / Max. 19,200 x 19,200 dpi	
Scan To Functions		Sharepoint, E-mail, Email Server, Image, OCR, File, FTP, FTPS, SFTP, Network (Windows only), USB	
FAX FUNCTIONS			
Modem Speed		33,600 bps (Fax)	
Transmission Speed		Approx. 2.5 sec. (ITU-T Test Chart Document No.1, Standard Resolution, JBIG)	
Memory Transmission/Out-of-paper Reception		Up to 500 pages (ITU-T Test Chart Document No.1, Standard Resolution, JBIG)	
Speed Dial		300 locations	
Group Dial		20 locations	
Broadcasting		350 locations	
PC Faxing		Receive: Windows Send: Windows, Mac (AirPrint), Linux (LPR/CUPS PC-FAX Send Driver)	
CONNECTIVITY / NETWORKING			
Interface		USB 2.0, Gigabit Ethernet (10Base-T/100Base-TX/1000Base-T), Wi-Fi Direct, Wireless Lan (2.4GHz/5.0GHz)	
USB Direct Print		Yes	
Mobile Solutions		AirPrint, Mopria, Brother Mobile Connect	
Desktop Solutions		Brother iPrint&Scan	
WebConnect		Yes	
PAPER HANDLING			
Input Tray (Standard)		250 sheets	
Multi-Purpose Tray / Manual Slot		100 sheets	
Output Tray (Face Down)		150 sheets	
Optional Input Paper Tray		250 sheets (LT-5505) or 520 sheets (LT-6505) x 2 pcs (Max. 1,040 sheets)	
Automatic Document Feeder (ADF)		70 sheets (A4/LTR)	
Media Weights ^{*2}		Standard Tray: 60 to 163 g/m² (16 to 43 lb) Multi-Purpose Tray: 60 to 230g/m² (16 to 60 lb)	
Media Size (Standard Tray)		A4, Letter, B5 (JIS), A5, A5 (Long Edge), A6, Executive, Legal, Mexico Legal, India Legal, A4 (Short)/270 mm, Folio, 16K	
OTHERS			
Processor Speed		Main: Cortex-A53 1.2GHz Dual Core Sub: ARM946 150MHz	
Memory		2 GB	
Display		5" TFT ColorLCD	
OS Compatibility		Windows : Win10 / Win11 / Server 2012 / 2012R2 / 2016 / 2019 / 2022 Linux : CUPS, LPD/LPRng (x86/x64 environment)	
Utilities & Solutions		BRAdmin LIGHT, BRAdmin Professional 4	
Security Features		Active Directory, Secure Function Lock, Secure Print, LDAP, Setting Lock	
Power Consumption ^{*3}		Printing Average: Approx. 710 W Sleep Mode Average: Approx. 6.0 W	
Power Source		220 - 240 V AC 50/60 Hz 5.3 A	
Noise Level (Printing) ^{*4}		LpAm = 54.0 dB(A)	
SUPPLIES			
Standard-Yield Toner (*Toner name) ^{*5}	Approx. 3,000 pages	TN-3608	
High-Yield Toner (*Toner name) ^{*5}	Approx. 6,000 pages	TN-3608XL	
Super High-Yield Toner (*Toner name) ^{*5,*6}	Approx. 11,000 pages	TN-3608XXL	
Ultra High-Yield Toner (*Toner name) ^{*5}	Approx. 18,000 pages	TN-3618	
Drum	Approx. 45,000 pages (1 page/job)	DR-3608	
DIMENSIONS AND WEIGHT			
Dimensions (W x D x H)		495 x 473 x 486 mm	
Weight w/o Carton & Toner/Drum		15.9 kg	

^{*1} In accordance with ISO/IEC17991.

^{*2} Half speed and straight paper output with more than 105 g/m² (28 lb).

^{*3} Measured when the machine is connected with the same network connection as the ENERGY STAR Ver. 3.1 test method.

^{*4} In accordance with ISO7779.

^{*5} In accordance with ISO/IEC 19752.

^{*6} Inbox Toner.



Brother strongly recommends the use of genuine Brother consumable products only. Benefits include better quality print, greater yields per consumable, protection of your machine from damages and achievement of optimum performance. As a precaution, please note that your machine warranty may not cover any damages arising from the use of non-genuine consumables.



brother
at your side

Microsoft, Windows, the Windows logo and/or other Microsoft products referenced herein are either registered trademarks of Microsoft Corporation in the U.S. and/or other countries. Brother and its logo are trademarks of Brother Industries Ltd., Japan. All specifications are subject to change without notice. All registered trademarks referenced herein are the property of their respective companies. Brother International Corporation, Japan.

Brother International (India) Private Limited

Toll Free No.: • 1-800-222-422 (MTNL & BSNL users) • 1-800-209-8904 (All Others)

Operating Hours: Mon to Fri (8.30 am to 6.30 pm) Sat (9.00 am to 6.00 pm)

Closed on Sunday & Public Holidays

www.brother.in