


Included Embroidery Frames

- 200 x 200mm (8" x 8") frame
- 100 x 100mm (4" x 4") frame
- Compact S Frames - ideal for adding embroidery to pockets and sleeves
 - 70 x 41mm (2.75" x 1.61") frame
 - 50 x 50mm (1.97" x 1.97") frame
 - 44 x 38mm (1.73" x 1.49") frame
 - 33 x 75mm (1.29" x 2.95") frame



Optional Accessories



Cap Frame

Embroider your caps effortlessly. The embroidery area is a generous 130mm x up to 60mm high.



Flat Frame

Jackets and other thicker materials are easily embroidered on the flat frame, which measures 200 x 200mm.




Medium Frame 180 x 130mm

The must-have loop for general application.



Small Frame 40 x 60mm

Ideal for initials and small monograms.



Machine Stand

This mobile stand securely holds your VR and provides ample storage for accessories and threads.



Clamp Frame Kit

The clamp frame kit is ideal for adding embroidery to shoes, inner jacket pockets, cuffs, gloves and much more.

(Clamp frame size 45 x 24mm)



Wide Table

Wide table to support large and heavy projects, such as blankets, jackets, etc. It is recommended to stabilise the fabric.



PE-Design 10 Software and PE-Design Plus

Brother's range of embroidery design software offers features to suit all, from beginner to advanced users.



For more information visit : www.brother.in

brother
at your side



Contact Us:

www.brother.in
customer care@brother.in
 1-800-222-422 ☎ 1-800-206-8904
 Mon - Fri (8:30 am to 6:30 pm), Sat (9 am to 6 pm)
 Closed on Sundays and public holidays

PARTNER DETAILS

VR

Single-head Single-needle
Embroidery Machine

brother
at your side

THE MOST VERSATILE SINGLE-NEEDLE EMBROIDERY MACHINE



Global
Brand
from
JAPAN

- Large 200 x 200mm (8" x 8") embroidery area
- Up to 1000 stitches per minute
- Automatic needle threading
- Free-hand sewing (optional)
- Thread colour sorting


VR

Single-head Single-needle Embroidery Machine

ACHIEVE A PROFESSIONAL FINISH WITH OPTIMISED SPACE AND STRESS-FREE OPERABILITY


Single-needle/LED Pointer

A LED pointer is for convenient alignment of the needle at the start of a job or when the thread runs out. The needle drop position will be shown clearly, thus making it easy for anyone to use.



Convenient 4-spool Thread Stand

The mechanism holds the subsequent threads, allowing quick thread changes.




Automatic Needle Threading Feature

The most difficult needle threading process can be performed effortlessly using the Automatic Needle Threading feature.



Safety Features that Provide a Peace of Mind

An error message will be displayed on the monitor when the embroidery size is larger than the frame. Furthermore, the needle is prevented from hitting the frame, providing safety assurance to the users. The machine is equipped with an automatic frame detection feature for all 16 (8 types) embroidery frames.



High Operating Efficiency

Low vibration even while embroidering at speeds up to 1000spm; allowing efficient work progression.

Other Features

- Built-in bobbin winding that saves space
- Maximum embroidery frame size of 200 x 200mm

Cylinder Arm

A Compact Design That Optimises Your Working Space

The cylinder arm allows free arm embroidery of T-shirts despite its compact size.

Bright LCD Screen

- Intuitive 7" LCD display
- Starts up 250% faster than conventional Brother machines
- 405 built-in embroidery designs
- 20 fonts plus Japanese characters (Hiragana/Katakana)
- On-screen tutorials on how to operate the machine



Easily Carried by 2 Adults

The machine is well-equipped for full-fledged industrial use, while remaining at a light weight of 30.5kg. Handles are conveniently provided on both sides of the machine body for easy carrying.



Features and Functions

USB Ports

Insert a USB memory stick or connect directly to your PC to send embroidery designs to the VR.




Large Embroidery Area 200 x 200mm (8" x 8")

Create large embroidery designs with no need to re-hoop.



Large Colour LCD Touch Screen

Easily edit and adjust embroidery designs, add lettering and re-size from the touch screen.




Easy Access to Bobbin

Easily replace the bobbin without removing the hoop.




Single Colour Pattern Converter

Push one button to embroider a multi-coloured design in a single colour.




Free-arm Embroidery

Embroider on shirt pockets, sleeves, jeans pockets, etc.



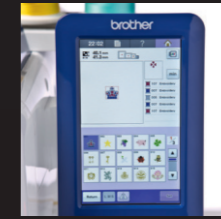
LED Pointer for Perfect Needle Positioning

The LED pointer makes it easy to see exactly where the needle will drop. Allowing you to position jobs faster and more accurately than ever.



405 Built-in Patterns

Wide variety of built-in designs including Greek and floral alphabets, decorative and quilt patterns.



20 Built-in Fonts

A wide range of built-in fonts to personalise your projects.



Thread Colour Sorting

Adjust the order in which multi-colour embroidery designs are stitched - reducing colour changes and minimising embroidery time.



Multiple Line Text Input

Allows multiple lines of text to be entered without having to manually reposition.



Independent Bobbin Winder

The built-in independent bobbin winder is quick and easy. Allows you to wind a new bobbin while the machine is embroidering.



4-spool Thread Stand

The VR is equipped with a 4-spool thread stand. Ideal for quick thread changes.



Free-motion Embroidery Kit (optional)

Convert the VR into a free-motion embroidery machine for quilting and free-motion sewing.



LOOK FORWARD TO NUMEROUS EMBROIDERY BUSINESS OPPORTUNITIES WITH THE VR.

EXAMPLES OF WHAT THE VR CAN DO

SPORTS

SHOP

BUSINESS

Recommended for the Following Types of Businesses

School supplies stores/sporting goods stores/golf stores/name printing services/badge dealers/goods dealers/tailors/suit retailers/handkerchief and towel retailers/apparel stores/children's clothing retailers/hat retailers/accessories and small articles retailers/gift and novelty stores/souvenir stores.